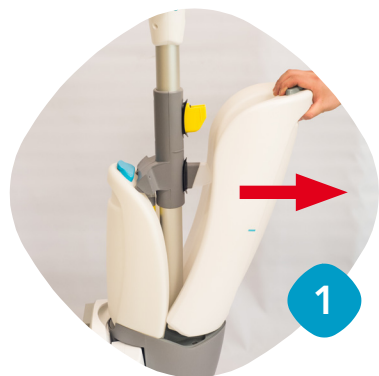


Daily maintenance of your i-mop.

How to easily clean and maintain your i-mop for best cleaning performance.




1 Remove waste water tank.



2 Empty.




3 Rinse.



4 Remove brushes.



5 Rinse.



6 Remove squeegee.




7 Remove hose.



8 Brush and rinse.



9 Remove clean water tank.



10 Unscrew filter.



11 Rinse.



12 Remove hose.



13 Unscrew connection.



14 Pull hose.



15 Rinse.



16 Remove filter.



17 Check and clean.



18 Remove outlet.



19 Clean.



20 Check and clean inside.



21 Remove batteries.



22 Charge batteries.

